

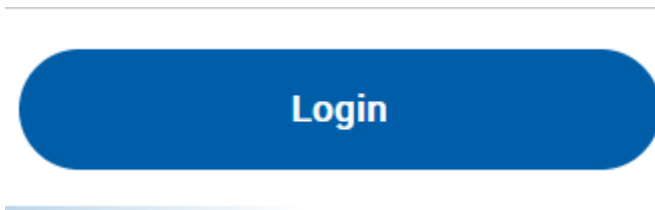
To start the process of online submission of documents for Reinstatement of Lithuanian citizenship please follow these steps:

1. Log on online MIGRIS system <https://www.migracija.lt/>

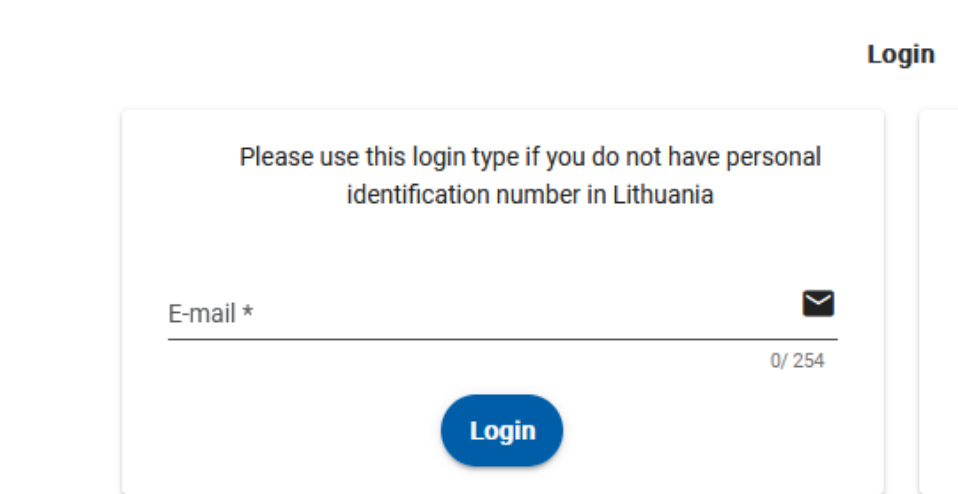
2. Choose English language



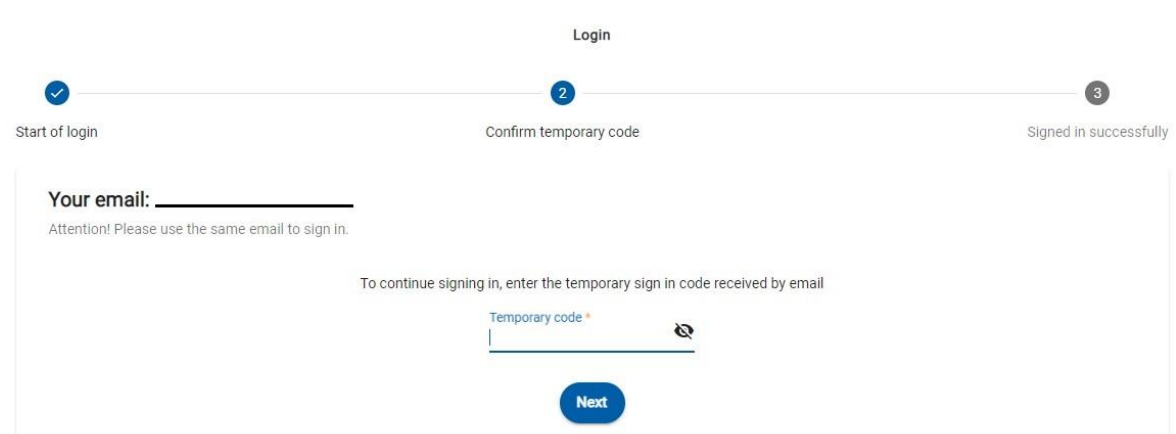
3. Press LOGIN to create your personal MIGRIS account



4. Indicate your email address to receive your login code



5. Indicate temporary login code and press “Next”



## 6. Fill in the required information

Please provide your full name according to your passport as this information will be transferred to your application form.

Fill in your data according to the Latin entries in your passport. As it concerns Latin characters with diacritics, you may write only those that are in Lithuanian alphabet: a, e, i, y, u, e, c, s, z. You can also use the „.", „" and „(") characters. If your name contains more than one name and is more than 31 characters in length, enter only those names which fit in fully.

Fill in your contact information

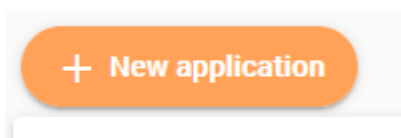
Name \*  0 / 31

Surname \*  0 / 31

Phone number \*  0 / 20

[Next](#)

## 7. After you have logged on the MIGRIS successfully, press



## 8. Choose the following option: **Application on behalf of natural persons → ISRAEL nationality**

## 9. Press

I want to become a citizen of the Republic of Lithuania ^

[Next >](#)

## 10. Choose

I or my parents, grandparents or great-grandparents (or one of my parents, grandparents or great-grandparents) had citizenship of the Republic of Lithuania until 1940 June 15. ^

Persons up to 1940 June 15 who have acquired citizenship of the Republic of Lithuania and their descendants (children, grandchildren, great-grandchildren) who have not acquired citizenship of the Republic of Lithuania, have an unlimited right to reinstate citizenship of the Republic of Lithuania irrespective of whether they are permanently resident in the Republic of Lithuania or in any other state.

[Apply request](#)

## 11. Fill in your personal data and all necessary details of the application and upload all relevant documents which are certified with “Apostille” and translated into Lithuanian language.

**12.** After successful submission of the online application, the Migration Department will perform a preliminary assessment of the documents. If there are no deficiencies, the Migration Department will send a message to the person via the MIGRIS system that the applicant **must appear in person at the Embassy** within 4 months and **present the originals of the uploaded documents**. Upon receipt of such notification, the person will be able to register for a consular appointment at the Embassy through E-REGISTRATION (<http://il.mfa.it/il/en/e-registration>) system. **No applicants will be accepted at the Embassy without relevant MIGRIS notification confirming the acceptability of the submitted application.**